

Scaled data based on original data using
LM-79-08 Approved Method: Electrical and Photometric Measurements of Solid-
State Lighting Products

Test Report Prepared for
Cooper Lighting Solutions
(formerly Eaton)

Brand: McGRAW-EDISON

Report Number: P943190

Luminaire Tested: **GALN-SB7C-760-U-5WQ**

Issue Date: 1/21/2025

Test Information

Test Method: LM-79-08
Report Number: P943190
TEST IS SCALED FROM IESNA LM-79-08 TEST DATA (G2-2405-108-1)
Test Lab: INNOVATION CENTER
Issue Date: 1/21/2025
Manufacturer: COOPER LIGHTING SOLUTIONS (FORMERLY EATON)
Product Line: McGRAW-EDISON
Catalog Number: GALN-SB7C-760-U-5WQ
Description: GALLEON AREA AND ROADWAY HIGH DENSITY LED LUMINAIRE
(7) 70 CRI, 5700K, 615mA LIGHTSQUARES WITH 26 LEDS EACH AND TYPE V WIDE OPTICS
Light Source: -
Ballast/Driver: -

Summary

Lumens per Lamp: N/A
Luminaire Lumens: 56996 lumens
Efficiency: N/A
Efficacy: 162.6 lumens/watt
Luminous Opening: Rectangular (W 1.5' x L: 1.5' x H: 0')
IES Classification: Type V - Short
BUG Rating: B5 - U0 - G5

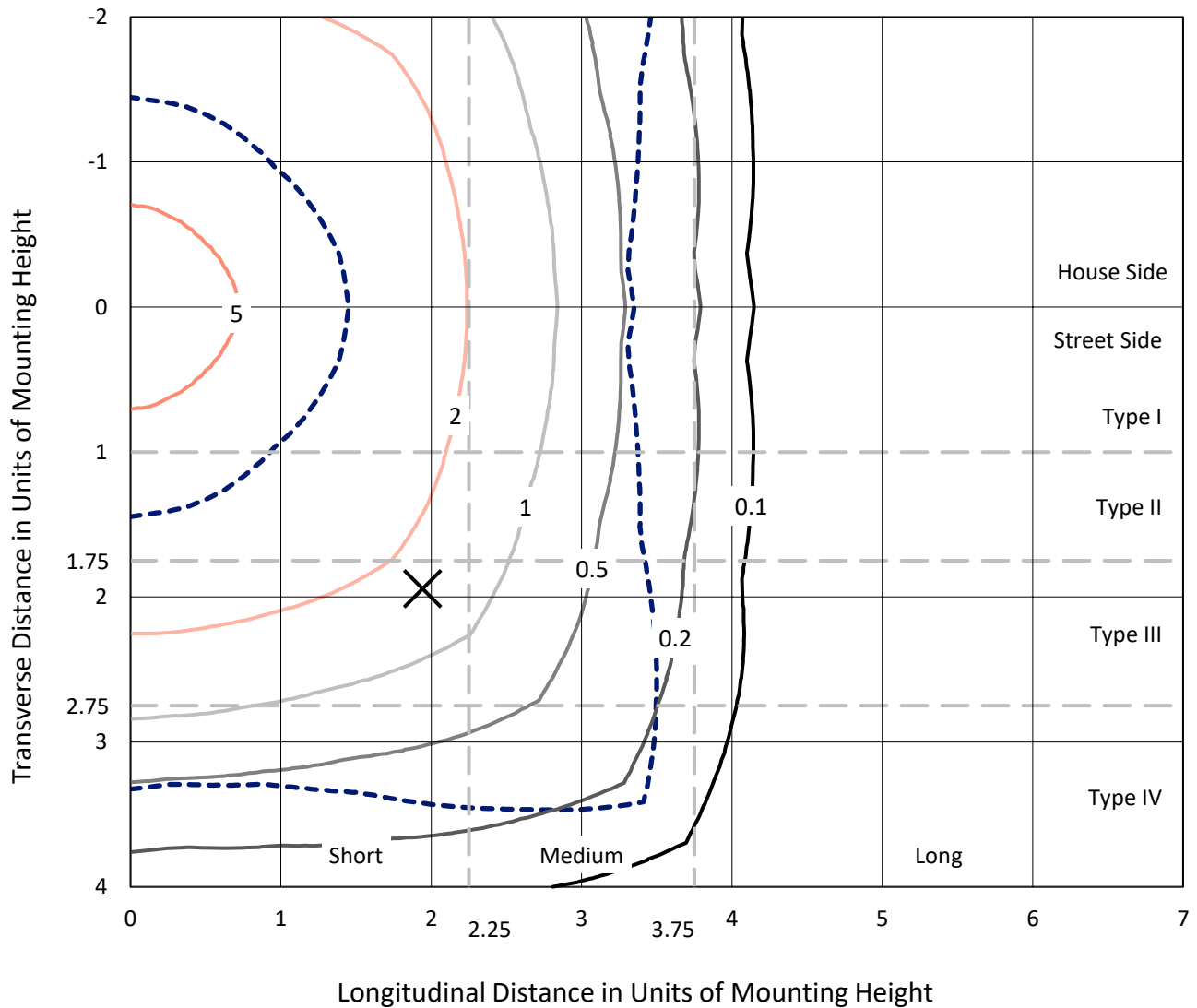
Input Watts (W): 350.5
Input Voltage (V): NR
Input Current (Ain): NR
Voltage Rise (V): NR
Power Factor: NR
Total Harmonic Distortion (THDi): NR
Frequency (hertz): 60
Stabilization Time: NR
Operation Time: NR
Ambient Temperature (°C): NR
Test Distance: 24 FT



REPORT NUMBER: P943190
 CATALOG NUMBER: GALN-SB7C-760-U-5WQ

Iso-Footcandle Lines of Horizontal Illumination

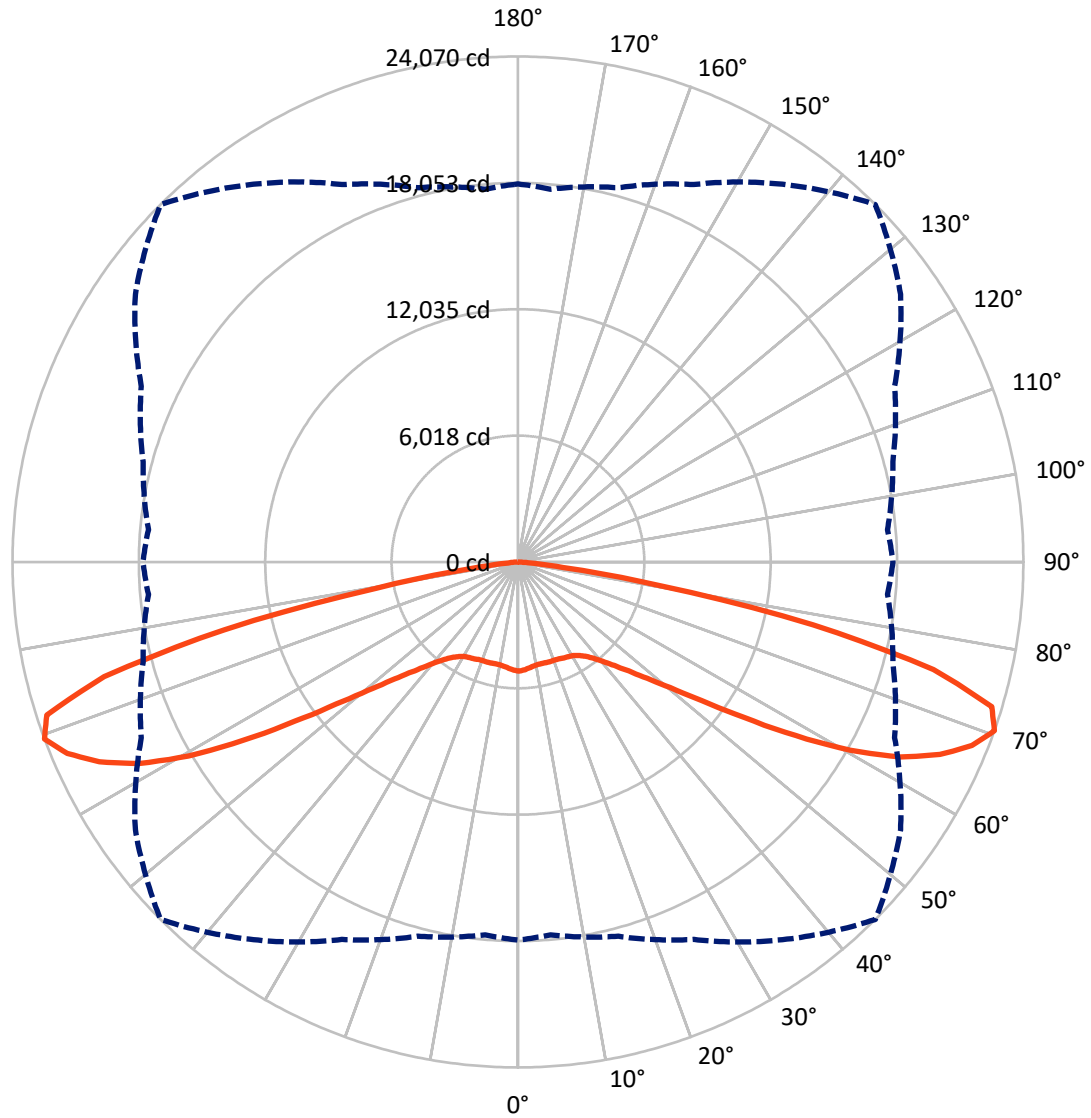
✕ Max cd
 - - - 1/2 Max cd



Based on 25 foot mounting height. Maximum calculated value = 8.3 fc
 Type V - Short - N/A

REPORT NUMBER: P943190
CATALOG NUMBER: GALN-SB7C-760-U-5WQ

Luminous Intensity Polar Plot



— Vertical Plane Through 45-Deg Lateral - - - Horizontal Cone Through 70-Deg Vertical

REPORT NUMBER: P943190

CATALOG NUMBER: GALN-SB7C-760-U-5WQ

FLUX DISTRIBUTION:

		Downward	Upward	Total
House Side	Lumens	28498.0	0.0	28498.0
	% Fixture	50.0	0.0	50.0
Street Side	Lumens	28498.0	0.0	28498.0
	% Fixture	50.0	0.0	50.0
Total	Lumens	56996.0	0.0	56996.0
	% Fixture	100.0	0.0	100.0

ZONAL LUMENS:

Zone	Lumens	% Fixture
0°-10°	483.6	0.8
10°-20°	1420.1	2.5
20°-30°	2363.3	4.1
30°-40°	3574.0	6.3
40°-50°	5939.1	10.4
50°-60°	11206.8	19.7
60°-70°	18923.2	33.2
70°-80°	12434.5	21.8
80°-90°	651.4	1.1
90°-100°	0.0	0.0
100°-110°	0.0	0.0
110°-120°	0.0	0.0
120°-130°	0.0	0.0
130°-140°	0.0	0.0
140°-150°	0.0	0.0
150°-160°	0.0	0.0
160°-170°	0.0	0.0
170°-180°	0.0	0.0
0°-90°	56996.0	100.0
0°-180°	56996.0	100.0

Coefficient of Utilization



REPORT NUMBER: P943190

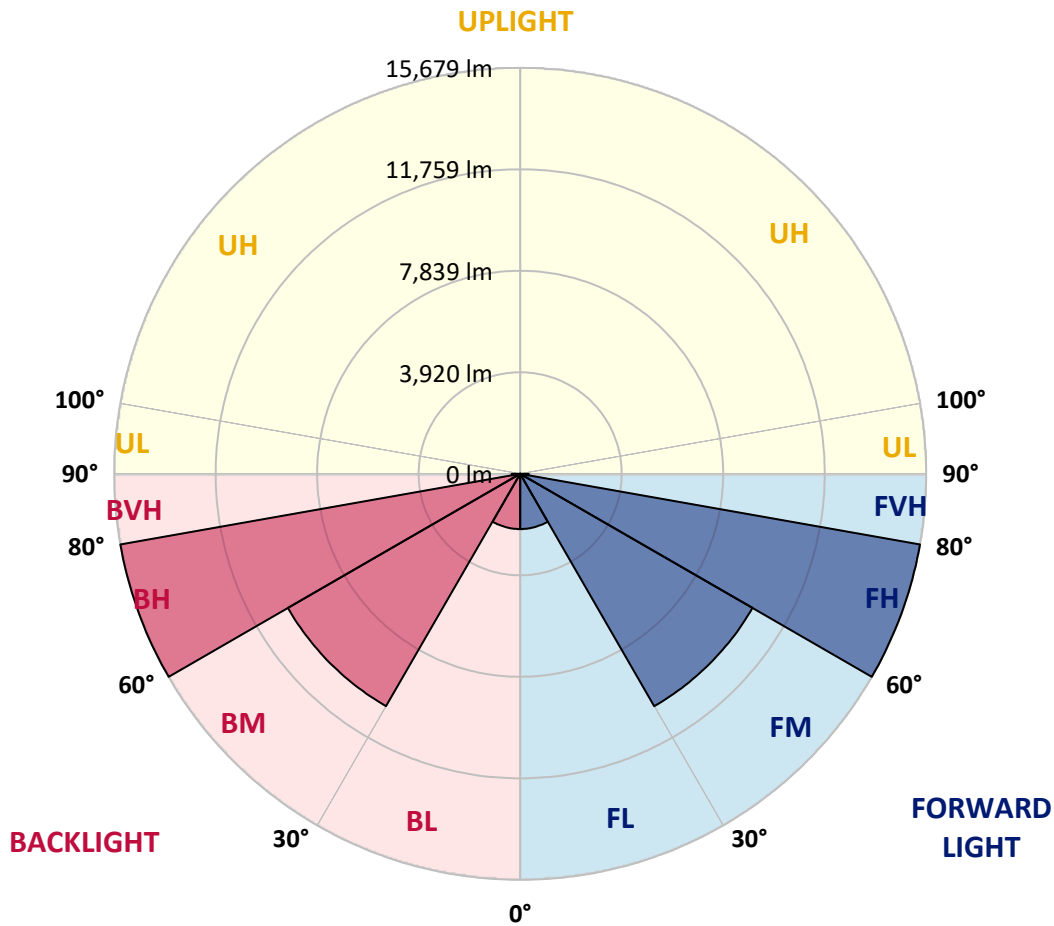
CATALOG NUMBER: GALN-SB7C-760-U-5WQ

LUMINAIRE CLASSIFICATION SYSTEM LUMEN TABLE AND BUG RATING:

Zone	Lumens	% Fixture	Zone Rating/Lumen Limit		
			B	U	G
FL (0°-30°)	2133.5	3.7			
FM (30°-60°)	10359.9	18.2			
FH (60°-80°)	15678.8	27.5			G5
FVH (80°-90°)	325.7	0.6			G3/500
BL (0°-30°)	2133.5	3.7	B3/2500		
BM (30°-60°)	10359.9	18.2	B5		
BH (60°-80°)	15678.8	27.5	B5		G5
BVH (80°-90°)	325.7	0.6			G3/500
UL (90°-100°)	0.0	0.0		U0/0	
UH (100°-180°)	0.0	0.0		U0/0	

BUG Rating: B5-U0-G5

Type V Short



REPORT NUMBER: P943190

CATALOG NUMBER: GALN-SB7C-760-U-5WQ

CANDELA DISTRIBUTION (FULL):

	0°	5°	15°	25°	35°	45°	55°	65°	75°	85°
0°	5199.2	5199.2	5199.2	5199.2	5199.2	5199.2	5199.2	5199.2	5199.2	5199.2
2.5°	5166.6	5181.4	5175.5	5163.6	5163.6	5154.7	5163.6	5169.6	5178.4	5184.4
5°	5098.5	5110.3	5107.3	5098.5	5101.4	5092.5	5098.5	5107.3	5113.3	5116.2
7.5°	5039.2	5051.1	5045.1	5030.3	5030.3	5021.4	5024.4	5033.3	5042.2	5045.1
10°	5024.4	5036.2	5018.5	4994.8	4985.9	4974.0	4977.0	4985.9	5003.7	5012.5
12.5°	5030.3	5039.2	5021.4	4985.9	4977.0	4965.1	4965.1	4974.0	4997.7	5009.6
15°	5048.1	5057.0	5030.3	4991.8	4982.9	4974.0	4971.1	4982.9	5009.6	5030.3
17.5°	5080.7	5089.6	5048.1	4994.8	4982.9	4985.9	4982.9	4991.8	5033.3	5071.8
20°	5110.3	5116.2	5059.9	4994.8	4982.9	4985.9	4982.9	5000.7	5054.0	5107.3
22.5°	5119.2	5125.1	5071.8	5015.5	5006.6	5009.6	5006.6	5024.4	5074.8	5128.1
25°	5122.2	5131.0	5089.6	5045.1	5059.9	5065.9	5059.9	5062.9	5101.4	5148.8
27.5°	5166.6	5178.4	5139.9	5101.4	5110.3	5107.3	5116.2	5125.1	5154.7	5202.1
30°	5258.4	5267.3	5234.7	5196.2	5190.3	5169.6	5196.2	5225.8	5258.4	5299.9
32.5°	5409.5	5427.3	5385.8	5344.3	5317.7	5305.8	5326.6	5376.9	5421.4	5465.8
35°	5661.3	5673.2	5634.7	5557.6	5510.2	5510.2	5528.0	5593.2	5664.3	5720.6
37.5°	6016.8	6031.6	5963.5	5871.7	5800.6	5800.6	5824.3	5892.4	5999.1	6079.0
40°	6449.4	6470.1	6384.2	6289.4	6221.2	6209.4	6239.0	6316.0	6416.8	6517.5
42.5°	6970.8	6994.5	6881.9	6798.9	6745.6	6745.6	6760.4	6831.5	6923.4	7047.8
45°	7637.3	7678.8	7524.7	7441.8	7391.4	7403.3	7412.2	7474.4	7557.3	7699.5
47.5°	8431.3	8472.7	8309.8	8223.9	8215.0	8271.3	8235.7	8280.2	8324.6	8487.6
50°	9331.9	9403.0	9290.4	9284.5	9302.2	9405.9	9323.0	9346.7	9296.3	9400.0
52.5°	10433.9	10537.6	10516.9	10552.4	10750.9	10964.2	10774.6	10691.7	10502.1	10534.6
55°	11770.0	11927.0	11956.6	12169.9	12620.2	13055.7	12652.8	12318.1	11915.2	11841.1
57.5°	13289.8	13414.2	13556.4	13991.9	14833.2	15606.4	14833.2	14092.6	13458.6	13307.5
60°	14925.1	15079.1	15215.4	15858.2	17108.4	18195.7	17084.7	15908.6	15070.2	14865.8
62.5°	16681.8	16880.3	16975.1	17689.1	19146.6	20444.2	19167.4	17742.4	16812.2	16592.9
65°	18367.5	18530.4	18637.1	19398.4	20790.8	22091.3	20885.6	19481.4	18524.5	18237.1
67.5°	19152.5	19241.4	19502.1	20364.2	21833.6	23317.8	22082.5	20456.0	19386.6	18883.0
70°	18003.1	17822.4	18450.4	19831.0	21958.0	24070.3	22242.4	19789.5	18480.1	17662.4
72.5°	13911.9	13600.8	14691.0	17052.1	20536.0	23590.4	20678.2	17185.4	15369.4	13710.4
75°	7569.2	7216.6	8721.6	11707.8	16376.7	20447.2	16752.9	12042.6	9711.1	7512.9
77.5°	2136.0	2002.6	3217.3	5664.3	9850.3	14356.3	10229.5	5788.7	3815.7	2263.3
80°	654.7	634.0	859.1	1706.4	4183.0	6876.0	4020.1	1727.1	1093.2	690.3
82.5°	388.1	355.5	426.6	622.1	1066.5	2159.7	1036.9	648.8	521.4	349.6
85°	222.2	207.4	251.8	302.2	358.5	459.2	299.2	308.1	278.5	186.6
87.5°	91.8	82.9	97.8	94.8	82.9	106.6	80.0	94.8	112.6	74.1
90°	0.0	0.0	0.0	0.0	0.0	0.0	0.0	0.0	0.0	0.0

(END C

90°
5199.2
5181.4
5116.2
5045.1
5012.5
5012.5
5033.3
5071.8
5110.3
5128.1
5145.9
5190.3
5291.0
5448.0
5699.8
6049.4
6484.9
7038.9
7693.6
8440.2
9337.8
10425.0
11725.6
13200.9
14688.1
16415.2
18094.9
18888.9
17857.9
14122.2
8001.7
2515.2
728.8
379.2
195.5
68.1
0.0

OF REPORT)